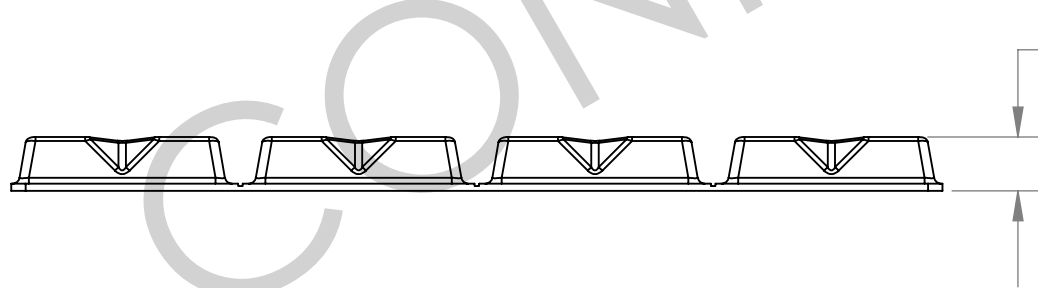

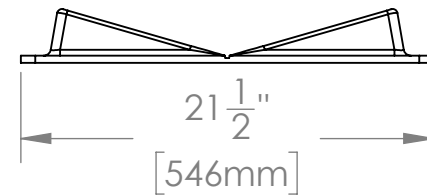


48 $\frac{1}{2}$ "
[1232mm]



3"
[76mm]



21 $\frac{1}{2}$ "
[546mm]

PROPRIETARY AND CONFIDENTIAL

THE INFORMATION CONTAINED IN THIS DRAWING IS THE SOLE PROPERTY OF Henry Molded Products, Inc. ANY REPRODUCTION IN PART OR AS A WHOLE WITHOUT THE WRITTEN PERMISSION OF Henry Molded Products, Inc. IS PROHIBITED.

Henry 
MOLDED PRODUCTS INC

DESCRIPTION:

6000 Roll Chock

MODEL:

6000